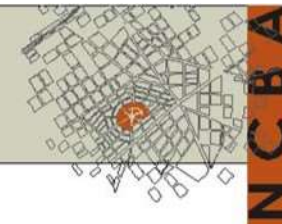
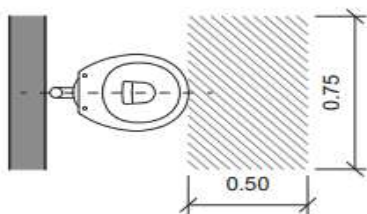


REQUERIMIENTOS según USOS: SANITARIOS

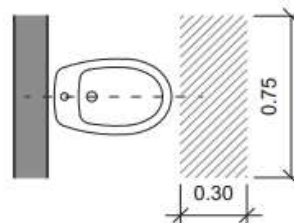


Art. 3.5.2.1 C.E.

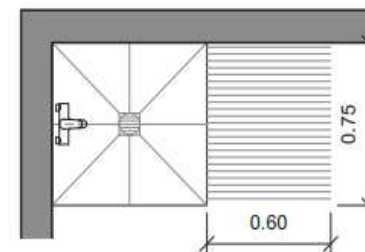
Tipo de Local destinado a Servicio de Salubridad	Lado mínimo (m)	Superficie mínima (m ²)
Baño tipo I (In-Lo-Ba)	1,50	3,00
Baño tipo II (In-Lo-Du s/Ba)	1,50	2,50
Baño mínimo (In-Lo-Du)	0,90	1,40
Toilette (In-Lo)	0,90	-
Retrete (In)	0,75	-



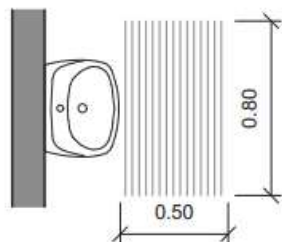
Inodoro



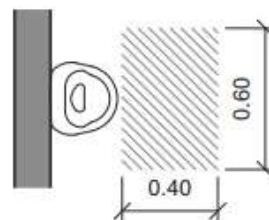
Bidet



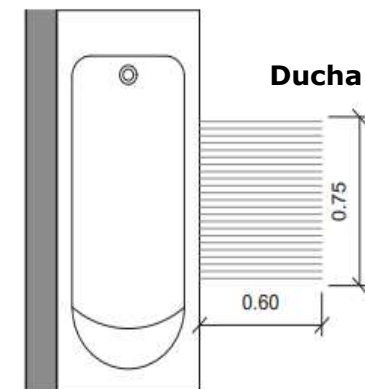
Ducha



Lavabo



Mingitorio



Bañadera